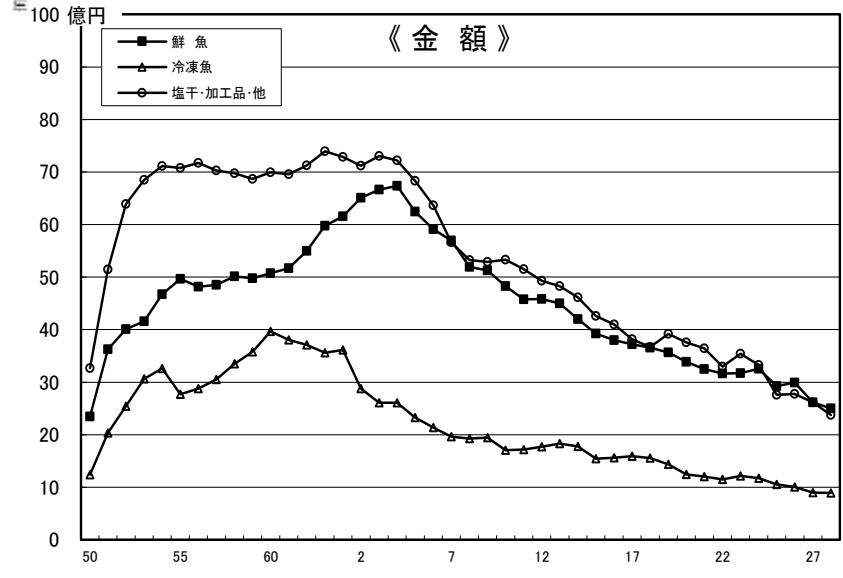
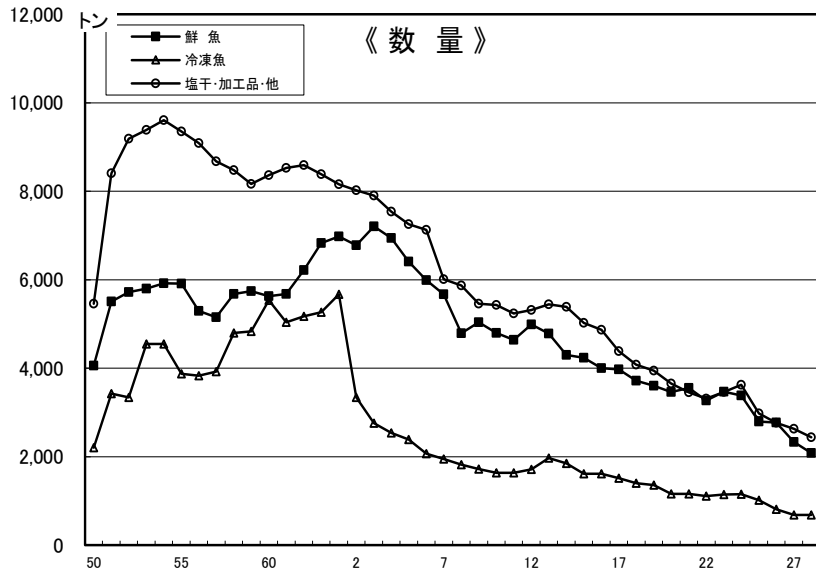


第3表 水産物部・種類別取扱高推移

年次	開市日数	鮮魚					冷凍魚					塩干・加工品・その他				
		取扱高			前年比		取扱高			前年比		取扱高			前年比	
		数量(kg)	金額(円)	単価(円)	数量(%)	金額(%)	数量(kg)	金額(円)	単価(円)	数量(%)	金額(%)	数量(kg)	金額(円)	単価(円)	数量(%)	金額(%)
S 50	226日	4,057,313	2,344,472,205	578	—	—	2,201,918	1,235,441,672	561	—	—	5,455,671	3,265,859,534	599	—	—
51	297日	5,507,048	3,623,156,423	658	135.7	154.5	3,424,357	2,032,887,740	594	155.5	164.5	8,409,308	5,146,678,964	612	154.1	157.6
52	295日	5,723,041	4,009,078,363	701	103.9	110.7	3,342,442	2,544,112,210	761	97.6	125.1	9,186,922	6,388,415,418	695	109.2	124.1
53	297日	5,800,117	4,160,212,369	717	101.3	103.8	4,544,715	3,061,709,981	674	136.0	120.3	9,385,738	6,850,625,705	730	102.2	107.2
54	295日	5,919,797	4,672,426,104	789	102.1	112.3	4,549,588	3,258,750,992	716	100.1	106.4	9,605,123	7,110,285,875	740	102.3	103.8
55	296日	5,914,919	4,965,246,781	839	99.9	106.3	3,874,337	2,772,302,310	716	85.2	85.1	9,351,303	7,077,259,668	757	97.4	99.5
56	296日	5,295,716	4,818,335,846	910	89.5	97.0	3,827,398	2,875,118,934	751	98.8	103.7	9,087,844	7,171,311,097	789	97.2	101.3
57	295日	5,151,375	4,853,871,778	942	97.3	100.7	3,924,306	3,049,762,023	777	102.5	106.1	8,673,651	7,030,951,079	811	95.4	98.0
58	294日	5,677,595	5,010,138,549	882	110.2	103.2	4,798,143	3,348,549,786	698	122.3	109.8	8,480,456	6,976,847,223	823	97.8	99.2
59	295日	5,745,137	4,978,604,912	867	101.2	99.4	4,831,368	3,579,889,819	741	100.7	106.9	8,162,661	6,865,092,029	841	96.3	98.4
60	293日	5,629,998	5,070,562,285	901	98.0	101.8	5,539,252	3,964,944,839	716	114.7	110.8	8,367,095	6,993,961,425	836	102.5	101.9
61	292日	5,679,983	5,169,630,424	910	100.9	102.0	5,041,572	3,803,291,129	754	91.0	95.9	8,526,392	6,959,555,597	816	101.9	99.5
62	294日	6,215,806	5,498,718,777	885	109.4	106.4	5,175,511	3,709,837,807	717	102.7	97.5	8,594,755	7,124,649,583	829	100.8	102.4
63	293日	6,828,064	5,976,127,509	875	109.9	108.7	5,262,391	3,558,879,102	676	101.7	95.9	8,385,593	7,393,990,678	882	97.6	103.8
H 元	291日	6,981,637	6,153,689,907	881	102.2	103.0	5,668,916	3,612,296,693	637	107.7	101.5	8,158,407	7,287,312,039	893	97.3	98.6
2	286日	6,775,840	6,507,954,108	960	97.1	105.8	3,339,221	2,875,670,639	861	58.9	79.6	8,023,266	7,118,074,344	887	98.3	97.7
3	279日	7,206,181	6,664,729,526	925	106.4	102.4	2,754,947	2,606,030,940	946	82.5	90.6	7,903,267	7,301,405,805	924	98.5	102.6
4	273日	6,944,535	6,737,991,239	970	96.4	101.1	2,537,594	2,606,816,835	1,027	92.1	100.0	7,539,489	7,223,056,621	958	95.4	98.9
5	269日	6,411,005	6,245,188,954	974	92.3	92.7	2,385,010	2,325,505,362	975	94.0	89.2	7,254,448	6,831,366,574	942	96.2	94.6
6	272日	5,993,736	5,907,708,390	986	93.5	94.6	2,066,456	2,136,020,480	1,034	86.6	91.9	7,128,215	6,366,460,109	893	98.3	93.2
7	273日	5,668,266	5,693,834,953	1,005	94.6	96.4	1,948,130	1,964,940,602	1,009	94.3	92.0	6,008,595	5,656,893,441	941	84.3	88.9
8	272日	4,789,724	5,192,299,760	1,084	84.5	91.2	1,816,877	1,926,392,175	1,060	93.3	98.0	5,869,906	5,325,487,979	907	97.7	94.1
9	274日	5,034,801	5,128,289,790	1,019	105.1	98.8	1,719,824	1,944,260,189	1,130	94.7	100.9	5,457,266	5,290,617,656	969	93.0	99.3
10	275日	4,796,681	4,825,662,365	1,006	95.3	94.1	1,632,738	1,702,127,392	1,042	94.9	87.5	5,432,580	5,327,972,774	981	99.5	100.7
11	272日	4,640,775	4,577,417,593	986	96.7	94.9	1,632,263	1,717,752,418	1,052	100.0	100.9	5,236,988	5,150,094,488	983	96.4	96.7
12	275日	4,985,635	4,581,975,120	919	107.4	100.1	1,712,568	1,771,287,278	1,034	104.9	103.1	5,317,668	4,930,918,232	927	101.5	95.7
13	273日	4,785,564	4,496,306,997	940	96.0	98.1	1,964,951	1,832,012,763	932	114.7	103.4	5,441,959	4,827,643,729	887	102.3	97.9
14	272日	4,299,902	4,197,361,449	976	89.9	93.4	1,850,644	1,775,457,264	959	94.2	96.9	5,389,567	4,610,632,571	855	99.0	95.5
15	274日	4,233,700	3,926,255,762	927	98.5	93.5	1,616,406	1,544,115,635	955	87.3	87.0	5,021,081	4,256,698,160	848	93.2	92.3
16	281日	4,003,268	3,800,179,050	949	94.6	96.8	1,611,852	1,562,220,555	969	99.7	101.2	4,869,668	4,099,348,703	842	97.0	96.3
17	274日	3,972,748	3,718,912,668	936	99.2	97.9	1,516,449	1,589,404,511	1,048	94.1	101.7	4,385,968	3,817,553,177	870	90.1	93.1
18	274日	3,719,384	3,656,774,331	983	93.6	98.3	1,403,148	1,553,147,698	1,107	92.5	97.7	4,076,890	3,666,769,006	899	93.0	96.1
19	273日	3,602,408	3,563,531,195	989	96.9	97.5	1,357,762	1,432,964,356	1,055	96.8	92.3	3,946,129	3,919,996,561	993	96.8	106.9
20	274日	3,457,425	3,388,664,440	980	96.0	95.1	1,158,075	1,241,583,180	1,072	85.3	86.6	3,655,012	3,758,349,183	1,028	92.6	95.9
21	275日	3,551,659	3,248,257,506	915	102.7	95.9	1,157,878	1,203,446,023	1,039	100.0	96.9	3,456,591	3,644,233,806	1,054	94.6	97.0
22	273日	3,271,880	3,163,586,975	967	92.1	97.4	1,106,696	1,150,228,589	1,039	95.6	95.6	3,308,872	3,294,269,509	996	95.7	90.4
23	274日	3,467,460	3,170,549,209	914	106.0	100.2	1,147,439	1,214,192,386	1,058	103.7	105.6	3,463,001	3,541,531,737	1,023	104.7	107.5
24	274日	3,382,058	3,255,560,708	963	97.5	102.7	1,147,709	1,174,700,748	1,024	100.0	96.7	3,623,530	3,326,355,152	918	104.6	93.9
25	271日	2,796,095	2,923,644,450	1,046	82.7	89.8	1,015,534	1,053,695,853	1,038	88.5	89.7	2,976,886	2,758,392,998	927	82.2	82.9
26	270日	2,773,671	2,989,335,818	1,078	99.2	102.2	813,578	1,007,157,150	1,238	80.1	95.6	2,767,747	2,776,887,205	1,003	93.0	100.7
27	268日	2,327,793	2,612,312,016	1,122	83.9	87.4	682,094	897,073,144	1,315	83.8	89.1	2,631,244	2,614,222,770	994	95.1	94.1
28	266日	2,085,504	2,498,252,106	1,198	89.6	95.6	678,913	891,761,555	1,314	99.5	99.4	2,440,934	2,376,700,764	974	92.8	90.9

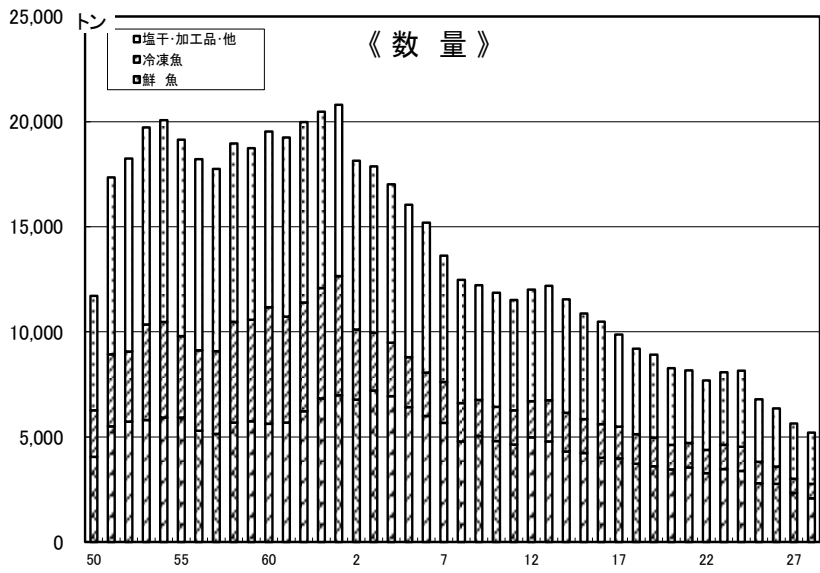
— 種目別取扱高推移図 —



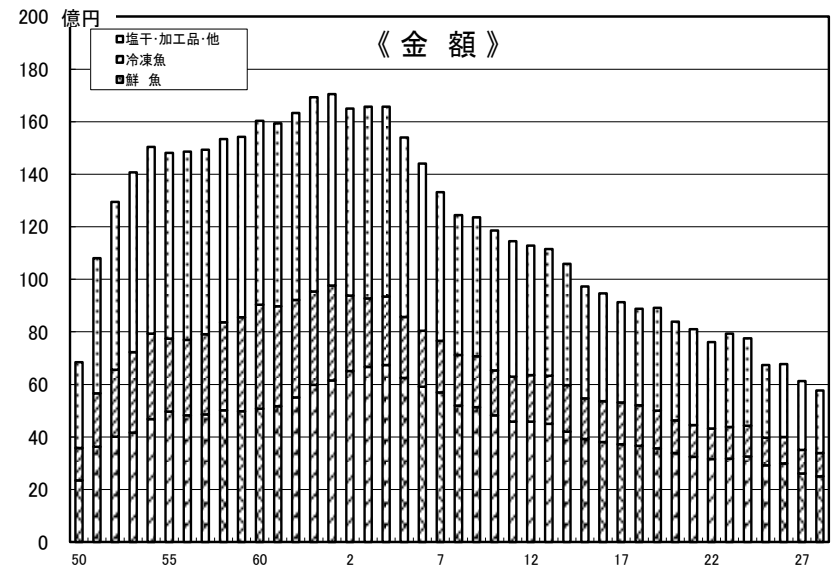
年

年

— 総取扱高推移図 —



年



年